

SHIPMENT REPORT

Situation of present economic developments in first semester



CHILENUT

MONTHLY SHIPMENT REPORT

APR 14, 2023

MARCH SHIPMENTS

(21/MAR/2023 – 31/MAR/2023)

Inshell (Metric tons)

	March		% change	Export 21/mar to 31/mar		% change
	2022	2023	2023 vs 2022	2022	2023	2023 vs 2022
	Export	0	231	-	0	231

Shelled (Metric tons)

	March		% change	Export 21/mar to 31/mar		% change
	2022	2023	2023 vs 2022	2022	2023	2023 vs 2022
	Export	164	166	1%	164	166

Inshell equivalent (Metric tons)

	March		% change	Export 21/mar to 31/mar		% change
	2022	2023	2023 vs 2022	2022	2023	2023 vs 2022
	Export	354	589	67%	354	589

Disclosure:

I/ Information source: Official records of Agriculture and Livestock Service of Chile (SAG), gathered by ASOEX (The Chilean Fruit Exporters Association).

II/ Shellout rate: The shellout rate from the previous season is still being used (46,5%). It will be updated during May, at the end of the walnut receptions.

III/ Season 2023: March 21st is considered as the first day of the 2023 season.

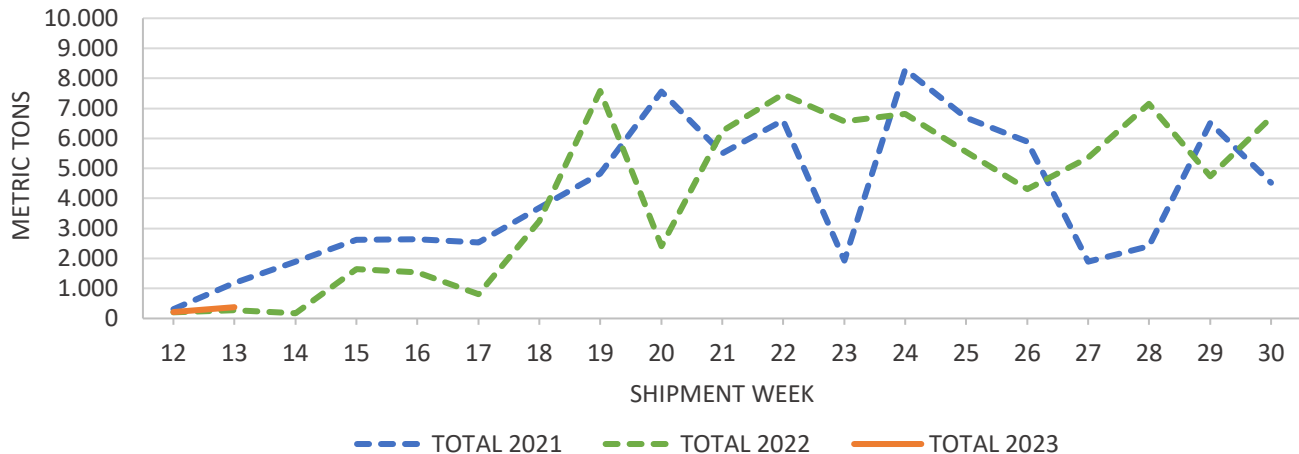


SHIPMENT REPORT

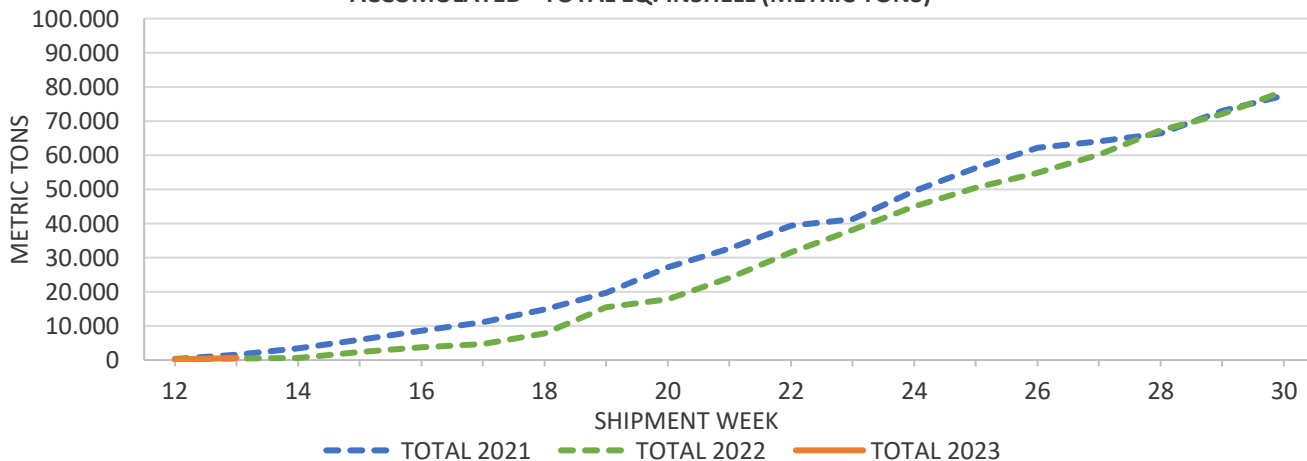


CHILENUT

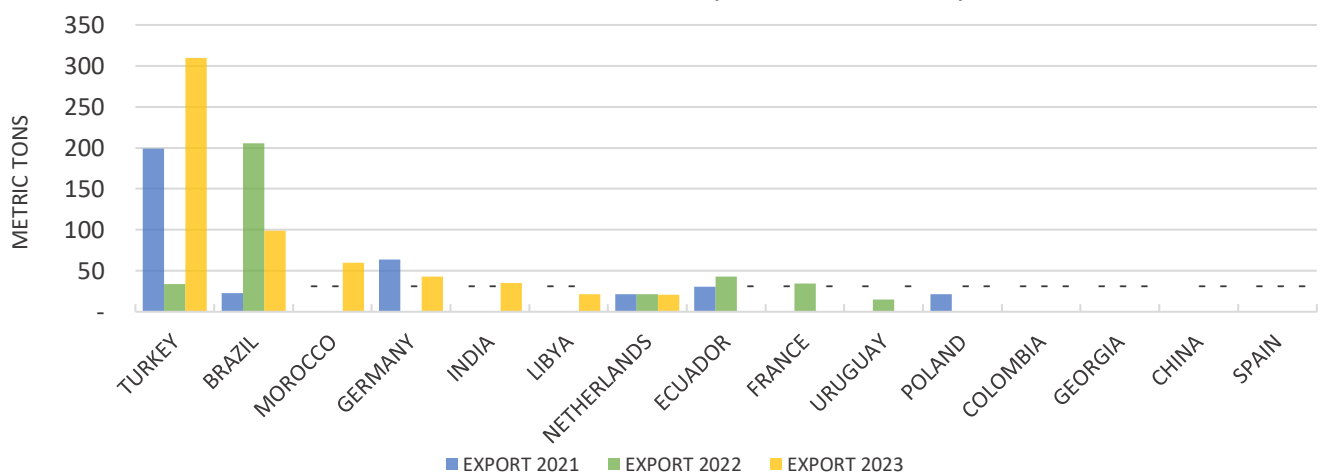
WALNUT SHIPMENTS
WEEKLY - TOTAL EQ. INSHELL (METRIC TONS)



WALNUT SHIPMENTS
ACCUMULATED - TOTAL EQ. INSHELL (METRIC TONS)



WALNUT SHIPMENTS
COUNTRY OF DESTINATION (INSHELL EQUIVALENT)



SHIPMENT REPORT



CHILENUT

WALNUT SHIPMENTS BY COUNTRY OF DESTINATION (KILOGRAMS)

21/Mar/2023 to 31/Mar/2023

	INSHELL			SHELLED		
	2022	2023	% VAR	2022	2023	% VAR
MIDDLE EAST/AFRICA						
Morocco	0	60.000	-	0	0	-
Turkey	0	136.135	-	15.700	80.780	415%
Other	0	0	-	0	9.990	-
SUBTOTAL MIDDLE EAST/AFRICA	0	196.135	-	15.700	90.770	478,2%
EUROPE						
France	0	0	-	16.000	0	-100%
Germany	0	0	-	0	20.000	-
Holland	0	0	-	10.000	9.800	-2%
Other	0	0	-	0	0	-
SUBTOTAL EUROPE	0	0	-	26.000	29.800	14,6%
AMERICA						
Brazil	0	0	-	95.700	45.890	-52%
Ecuador	0	0	-	20.000	0	-100%
Uruguay	0	0	-	7.000	0	-100%
Other	0	0	-	0	0	-
SUBTOTAL AMERICA	0	0	-	122.700	45.890	-62,6%
ASIA / OCEANIA						
India	0	35.035	-	0	0	-
Other	0	0	-	0	0	-
SUBTOTAL ASIA / OCEANIA	0	35.035	-	0	0	-
TOTAL	0	231.170	-	164.400	166.460	1,3%

