



**MONTHLY SHIPMENT REPORT**

**MAY 17, 2022**

**APRIL SHIPMENTS**

**(21/MAR/2022 – 30/APR/2022)**

**Inshell (Metric tons)**

	April		% change	Export 21/mar to 30/apr		% change
	2021	2022	2022 vs 2021	2021	2022	2022 vs 2021
	<b>Export</b>	7.886	3.293	-58%	8.192	3.293

**Shelled (Metric tons)**

	April		% change	Export 21/mar to 30/apr		% change
	2021	2022	2022 vs 2021	2021	2022	2022 vs 2021
	<b>Export</b>	521	340	-35%	1.019	504

**Inshell equivalent (Metric tons)**

	April		% change	Export 21/mar to 30/apr		% change
	2021	2022	2022 vs 2021	2021	2022	2022 vs 2021
	<b>Export</b>	9.006	4.023	-55%	10.384	4.377

**Disclosure:**

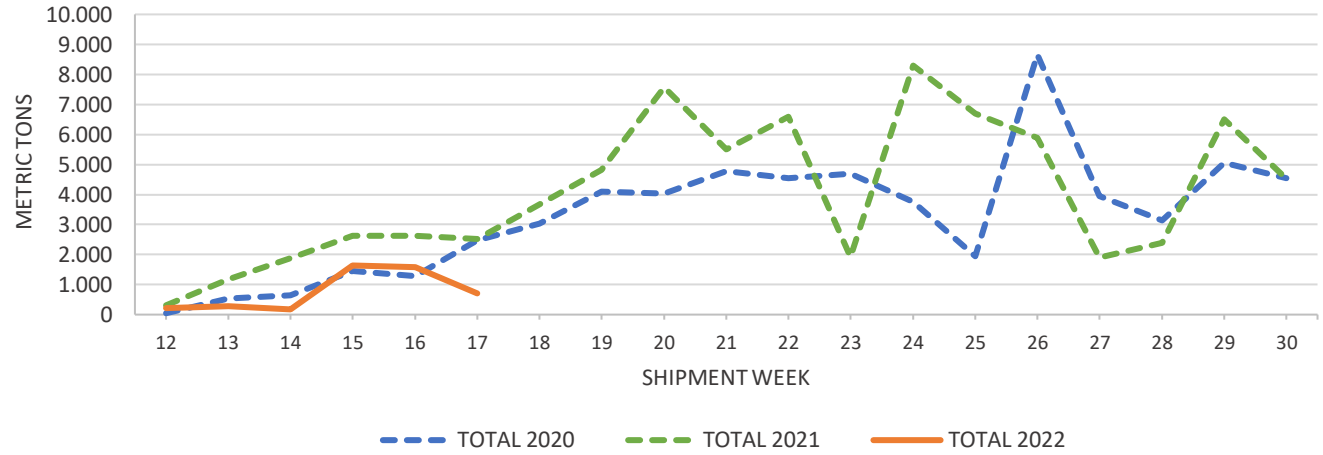
**I/ Information source:** Official records of Agriculture and Livestock Service of Chile (SAG), gathered by ASOEX (The Chilean Fruit Exporters Association).

**II/ Shellout rate:** 46,5 %, Information provided by Chilenut associated companies.

**III/ Season 2022:** March 21st is considered as the first day of the 2022 season.

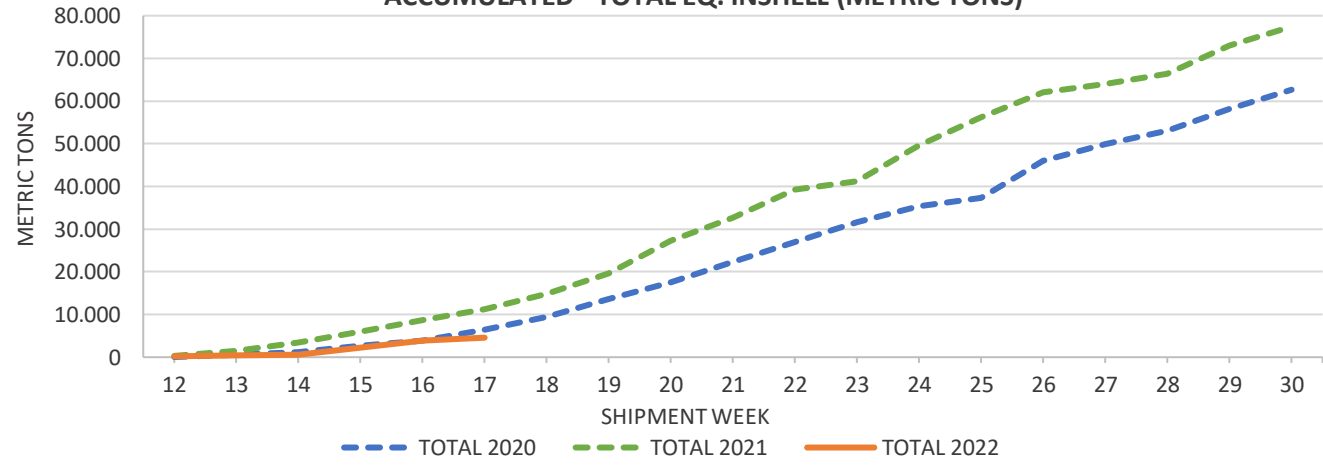


WALNUT SHIPMENTS  
TOTAL EQ. INSHELL (METRIC TONS)



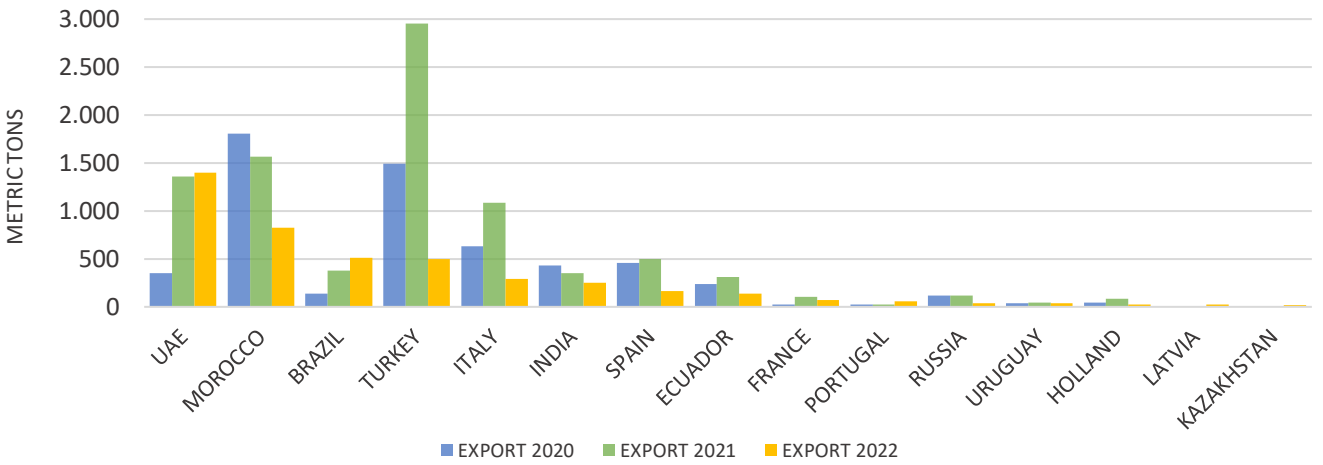
--- TOTAL 2020    - - - TOTAL 2021    — TOTAL 2022

WALNUT SHIPMENTS  
ACCUMULATED - TOTAL EQ. INSHELL (METRIC TONS)



--- TOTAL 2020    - - - TOTAL 2021    — TOTAL 2022

WALNUT SHIPMENTS  
COUNTRY OF DESTINATION (INSHELL EQUIVALENT)



■ EXPORT 2020    ■ EXPORT 2021    ■ EXPORT 2022



CHILENUT

**WALNUT SHIPMENTS BY COUNTRY OF DESTINATION (KILOGRAMS)**  
**21/Mar/2022 to 30/Apr/2022**

	INSHELL			SHELLED		
	2021	2022	% VAR	2021	2022	% VAR
<b>MIDDLE EAST/AFRICA</b>						
Israel	0	0	0%	23.100	0	-100%
Lebanon	80.000	0	-100%	0	0	0%
Morocco	1.567.702	827.000	-47%	0	0	0%
Turkey	2.599.150	338.050	-87%	164.680	75.573	-54%
U.A.E	1.356.675	1.397.275	3%	0	0	0%
Other	15.280	19.660	29%	9.970	0	-100%
<b>SUBTOTAL MIDDLE EAST/AFRICA</b>	<b>5.618.807</b>	<b>2.581.985</b>	<b>-54,0%</b>	<b>197.750</b>	<b>75.573</b>	<b>-61,8%</b>
<b>EUROPE</b>						
Belgium	266.075	0	-100%	16.830	0	-100%
France	0	0	0%	47.484	32.800	-31%
Germany	1	0	-100%	150.070	0	-100%
Holland	20.000	16	-100%	29.410	10.000	-66%
Italy	1.061.000	289.020	-73%	10.000	0	-100%
Poland	0	0	0%	10.000	0	-100%
Portugal	0	33.600	-	10.008	10.008	0%
Romania	60.000	0	-100%	0	0	0%
Russia	0	0	0%	55.000	18.790	-66%
Spain	392.970	113.700	-71%	48.794	24.794	-49%
Switzerland	0	0	0%	9.710	0	-100%
U.K.	0	0	0%	37.000	0	-100%
Other	52.790	0	-100%	4.000	10.000	150%
<b>SUBTOTAL EUROPE</b>	<b>1.852.836</b>	<b>436.336</b>	<b>-76,5%</b>	<b>428.306</b>	<b>106.392</b>	<b>-75,2%</b>
<b>AMERICA</b>						
Brazil	2.000	1.000	-50%	173.860	236.300	36%
Ecuador	9.890	0	-100%	141.420	64.451	-54%
Peru	80.000	0	-100%	27.060	0	-100%
Uruguay	0	0	0%	20.989	18.712	-11%
Other	1.705	0	-100%	18.880	2.550	-86%
<b>SUBTOTAL AMERICA</b>	<b>93.595</b>	<b>1.000</b>	<b>-98,9%</b>	<b>382.209</b>	<b>322.013</b>	<b>-15,7%</b>
<b>ASIA / OCEANIA</b>						
Australia	0	0	0%	10.791	0	-100%
China	70.004	0	-100%	20	0	-100%
India	349.796	254.063	-27%	0	0	0%
Vietnam	207.200	19.425	-91%	0	0	0%
Other	0	0	0%	0	0	0%
<b>SUBTOTAL ASIA / OCEANIA</b>	<b>627.000</b>	<b>273.488</b>	<b>-56,4%</b>	<b>10.811</b>	<b>0</b>	<b>-100,0%</b>
<b>TOTAL</b>	<b>8.192.238</b>	<b>3.292.809</b>	<b>-59,8%</b>	<b>1.019.076</b>	<b>503.978</b>	<b>-50,5%</b>



CHILENUT

**WALNUT SHIPMENTS BY COUNTRY OF DESTINATION (KILOGRAMS)**  
**Apr 2021 / Apr 2022**

	INSHELL			SHELLED		
	2021	2022	% VAR	2021	2022	% VAR
<b>MIDDLE EAST/AFRICA</b>						
Lebanon	80.000	0	-100%	0	0	0%
Morocco	1.487.702	827.000	-44%	0	0	0%
Turkey	2.426.175	338.050	-86%	88.940	59.873	-33%
U.A.E	1.356.675	1.397.275	3%	0	0	0%
Other	15.280	19.660	29%	0	0	0%
<b>SUBTOTAL MIDDLE EAST/AFRICA</b>	<b>5.365.832</b>	<b>2.581.985</b>	<b>-51,9%</b>	<b>88.940</b>	<b>59.873</b>	<b>-32,7%</b>
<b>EUROPE</b>						
Belgium	266.075	0	-100%	16.830	0	-100%
France	0	0	0%	17.484	16.800	-4%
Germany	1	0	-100%	80.570	0	-100%
Holland	0	16	0%	0	0	0%
Italy	1.061.000	289.020	-73%	10.000	0	-100%
Portugal	0	33.600	-	0	10.008	-
Rumania	60.000	0	-100%	0	0	0%
Russia	0	0	0%	20.000	18.790	-6%
Spain	392.970	113.700	-71%	48.794	24.794	-49%
Switzerland	0	0	0%	9.710	0	-100%
Other	20.000	0	-100%	0	10.000	-
<b>SUBTOTAL EUROPE</b>	<b>1.800.046</b>	<b>436.336</b>	<b>-75,8%</b>	<b>203.388</b>	<b>80.392</b>	<b>-60,5%</b>
<b>AMERICA</b>						
Brazil	2.000	1.000	-50%	84.440	140.600	67%
Ecuador	9.890	0	-100%	106.910	44.451	-58%
Peru	80.000	0	-100%	7.920	0	-100%
Uruguay	0	0	0%	10.989	11.712	7%
Other	1.705	0	-100%	7.260	2.550	-65%
<b>SUBTOTAL AMERICA</b>	<b>93.595</b>	<b>1.000</b>	<b>0,0%</b>	<b>217.519</b>	<b>199.313</b>	<b>-8,4%</b>
<b>ASIA / OCEANIA</b>						
Australia	0	0	0%	10.791	0	-100%
China	70.004	0	-100%	0	0	0%
India	349.796	254.063	-27%	0	0	0%
Vietnam	207.200	19.425	-91%	0	0	0%
Other	0	0	0%	0	0	0%
<b>SUBTOTAL ASIA / OCEANIA</b>	<b>627.000</b>	<b>273.488</b>	<b>0,0%</b>	<b>10.791</b>	<b>0</b>	<b>-100,0%</b>
<b>TOTAL</b>	<b>7.886.473</b>	<b>3.292.809</b>	<b>-58,2%</b>	<b>520.638</b>	<b>339.578</b>	<b>-34,8%</b>