

## MONTHLY SHIPMENT REPORT

APR 13, 2020

MARCH SHIPMENTS

(21/MAR/2020 – 31/MAR/2020)

Inshell (Metric tons)						
Export	March		% change	Export 21/mar to 31/mar		% change
	2019	2020	2020 vs 2019	2019	2020	2020 vs 2019
	1.066	413	-61%	1.066	413	-61%

Shelled (Metric tons)						
Export	March		% change	Export 21/mar to 31/mar		% change
	2019	2020	2020 vs 2019	2019	2020	2020 vs 2019
	228	92	-60%	228	92	-60%

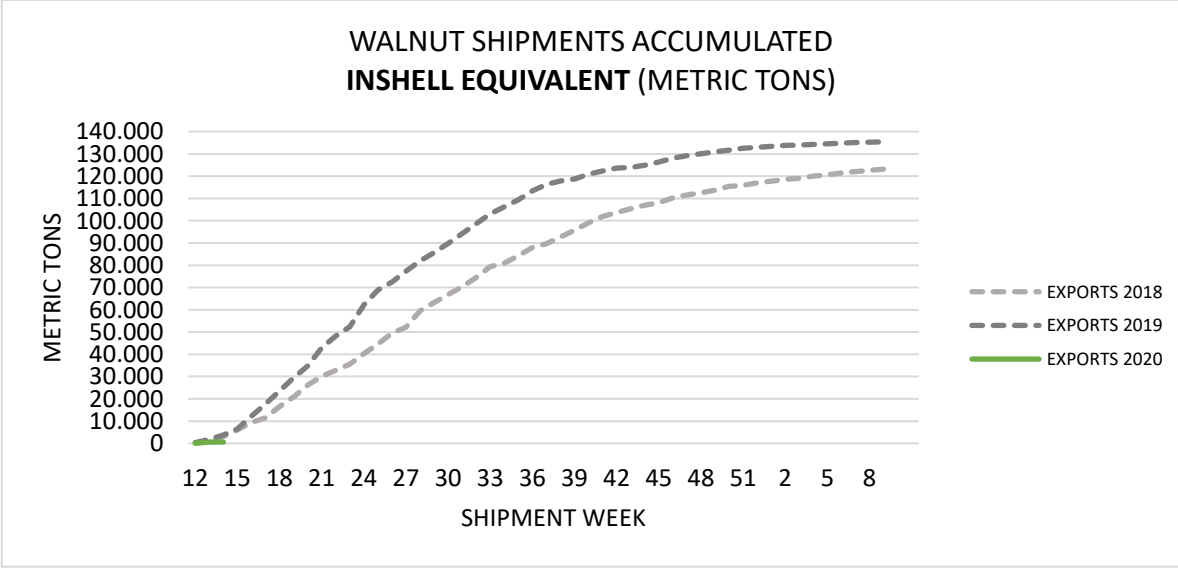
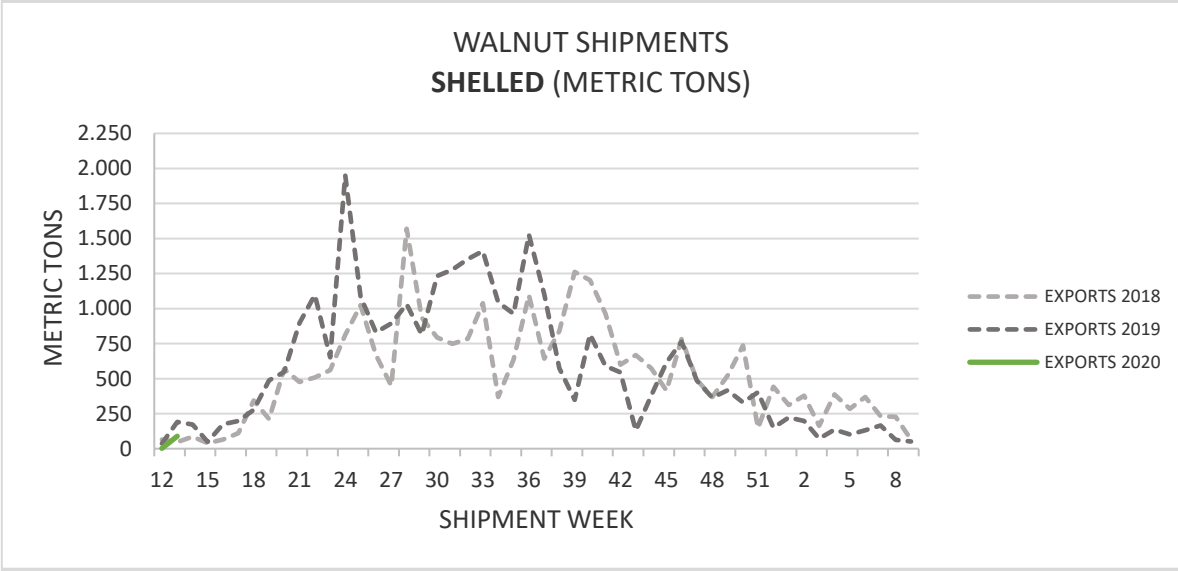
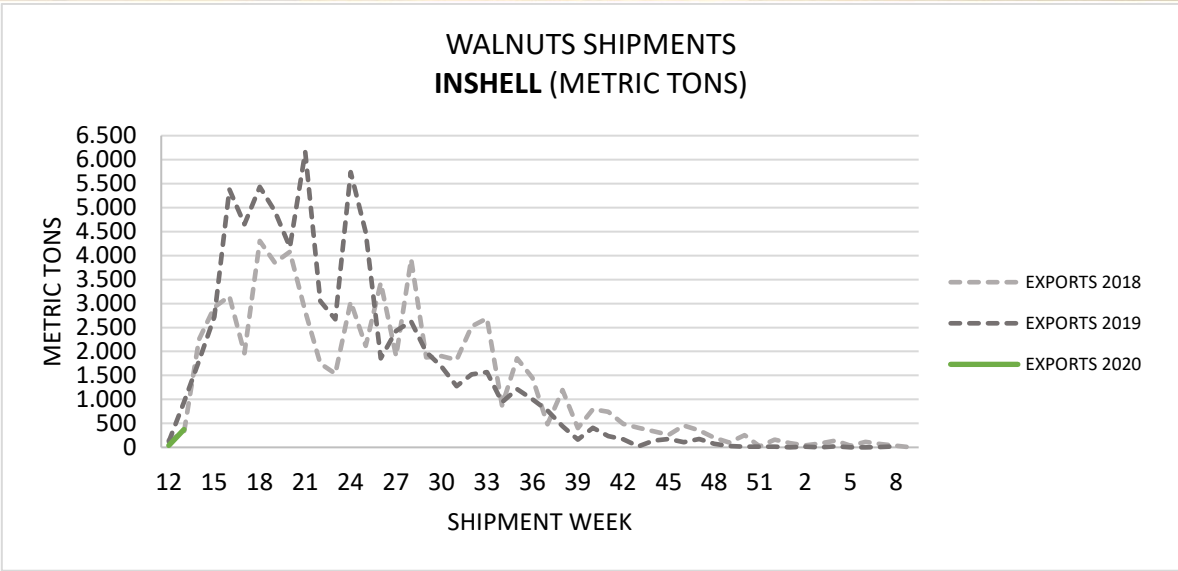
Inshell equivalent (Metric tons)						
Export	March		% change	Export 21/mar to 31/mar		% change
	2019	2020	2020 vs 2019	2019	2020	2020 vs 2019
	1.544	605	-61%	1.544	605	-61%

**Disclosure:**

I/ **Information source:** Official records of Agriculture and Livestock Service of Chile (SAG), gathered by ASOEX (The Chilean Fruit Exporters Association).

II/ **Shellout rate:** 47,6 %, Information provided by associated to Chilenut.

III/ **Season 2020:** March 21st is considered as the first day of the 2020 season.



## WALNUT SHIPMENTS BY COUNTRY OF DESTINATION (KILOGRAMS)

21/Mar/2020 to 31/Mar/2020

	INSHELL			SHELLED		
	2019	2020	% VAR	2019	2020	% VAR
<b>MIDDLE EAST/AFRICA</b>						
Morocco	140.000	180.000	29%	0	0	-
Turkey	578.500	174.050	-70%	20.000	51.334	157%
U.A.E	287.650	0	-100%	0	0	-
Other	19.600	20.500	5%	0	0	-
<b>SUBTOTAL MIDDLE EAST/AFRICA</b>	<b>1.025.750</b>	<b>374.550</b>	<b>-63,5%</b>	<b>20.000</b>	<b>51.334</b>	<b>156,7%</b>
<b>EUROPE</b>						
Belgium	0	0	-	10.000	0	-100%
France	0	0	-	0	10.000	-
Italy	20.000	20.000	0%	0	0	-
Russia	0	0	-	19.680	0	-100%
Spain	20.000	18.000	-10%	1.200	0	-100%
U.K.	0	0	-	20.340	0	-100%
Other	0	0	-	0	0	-
<b>SUBTOTAL EUROPE</b>	<b>40.000</b>	<b>38.000</b>	<b>-5,0%</b>	<b>51.220</b>	<b>10.000</b>	<b>-80,5%</b>
<b>AMERICA</b>						
Brazil	0	0	-	123.538	0	-100%
Ecuador	0	0	-	19.760	20.000	1%
Peru	0	0	-	0	1.600	-
Uruguay	0	0	-	10.890	6.000	-45%
Other	0	0	-	2.440	2.400	-2%
<b>SUBTOTAL AMERICA</b>	<b>0</b>	<b>0</b>	<b>0,0%</b>	<b>156.628</b>	<b>30.000</b>	<b>-80,8%</b>
	0	0	0%	0	0	0%
<b>SUBTOTAL ASIA / OCEANIA</b>	<b>0</b>	<b>0</b>	<b>0,0%</b>	<b>0</b>	<b>0</b>	<b>0,0%</b>
<b>TOTAL</b>	<b>1.065.750</b>	<b>412.550</b>	<b>-61,3%</b>	<b>227.848</b>	<b>91.334</b>	<b>-59,9%</b>