

SHIPMENT REPORT



CHILENUT

MONTHLY SHIPMENT REPORT

MAY 16, 2024

APRIL SHIPMENTS

(21/MAR/2024 – 30/APR/2024)

Inshell (Metric tons)

	April		% change	Export 21/mar to 30/apr		% change
	2023	2024	2024 vs 2023	2023	2024	2023 vs 2022
	Export	5.249	937	-82%	5.500	1.042

Shelled (Metric tons)

	April		% change	Export 21/mar to 30/apr		% change
	2023	2024	2024 vs 2023	2023	2024	2023 vs 2022
	Export	762	204	-73%	929	359

Inshell equivalent (Metric tons)

	April		% change	Export 21/mar to 30/apr		% change
	2023	2024	2024 vs 2023	2023	2024	2023 vs 2022
	Export	6.889	1.376	-80%	7.498	1.814

Disclosure:

I/ Information source: Official records of Agriculture and Livestock Service of Chile (SAG), gathered by ASOEX (The Chilean Fruit Exporters Association).

II/ Shellout rate: The shellout rate from the previous season is still being used (46,5%).

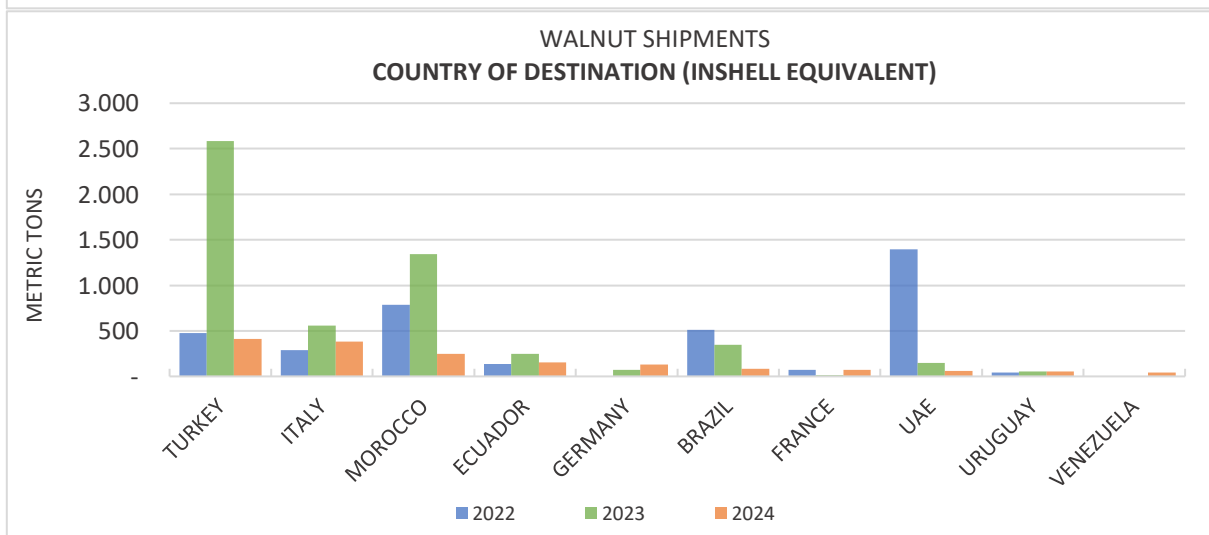
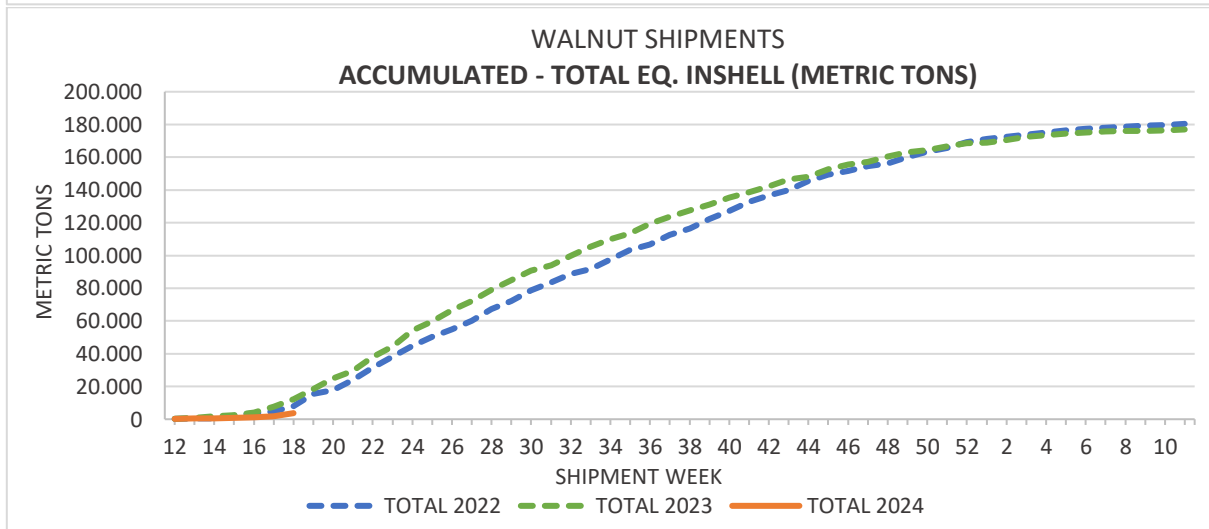
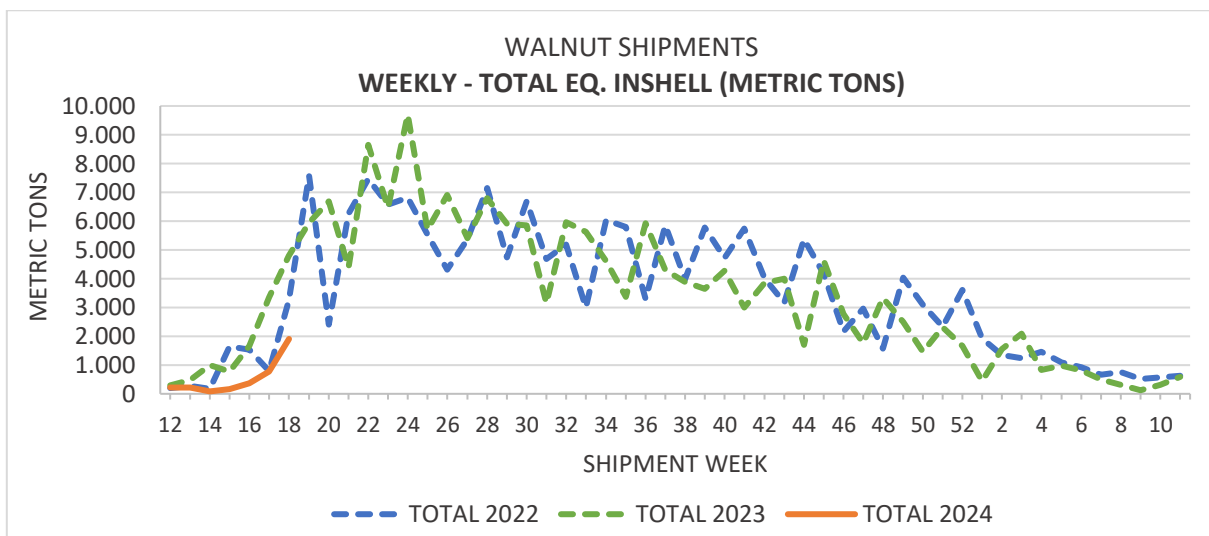
III/ Season 2024: March 21st is considered as the first day of the 2024 season.



SHIPMENT REPORT



CHILENUT



SHIPMENT REPORT



CHILENUT

WALNUT SHIPMENTS BY COUNTRY OF DESTINATION (KILOGRAMS) 21/Mar/2024 to 30/Apr/2024

	INSHELL			SHELLED		
	2023	2024	% VAR	2023	2024	% VAR
MIDDLE EAST/AFRICA						
Morocco	1.345.575	247.750	-82%	0	0	0%
Turkey	1.763.053	330.899	-81%	382.886	38.320	-90%
U.A.E	149.000	60.000	-60%	0	0	0%
Other	17.790	0	-100%	9.990	0	-100%
SUBTOTAL MIDDLE EAST/AFRICA	3.275.418	638.649	-80,5%	392.876	38.320	-90,2%
EUROPE						
France	6.025	0	-100%	3.310	33.640	916%
Germany	0	0	0%	34.580	60.013	74%
Holland	0	0	0%	85.630	21.000	-75%
Italy	522.060	317.740	-39%	16.800	29.620	76%
Russia	0	0	0%	0	7.280	-
Spain	191.475	40.000	-79%	45.080	0	-100%
Switzerland	0	0	0%	0	9.700	-
Other	40.000	0	-100%	20.000	0	-100%
SUBTOTAL EUROPE	759.560	357.740	-52,9%	205.400	161.253	-21,5%
AMERICA						
Brazil	0	1.700	-	162.390	38.999	-76%
Ecuador	0	0	0%	115.500	71.566	-38%
Peru	0	44.000	-	0	0	0%
Uruguay	0	0	0%	24.600	24.450	-1%
Other	0	0	0%	2.500	22.575	803%
SUBTOTAL AMERICA	0	45.700	-	304.990	157.590	-48,3%
ASIA / OCEANIA						
China	21.002	0	-100%	0	0	0%
India	1.444.500	0	-100%	0	0	0%
South Korea	0	0	0%	24.504	0	-100%
Other	0	0	0%	1.000	1.800	0%
SUBTOTAL ASIA / OCEANIA	1.465.502	0	-100,0%	25.504	1.800	-92,9%
TOTAL	5.500.480	1.042.089	-81,1%	928.770	358.963	-61,4%



SHIPMENT REPORT



CHILENUT

WALNUT SHIPMENTS BY COUNTRY OF DESTINATION (KILOGRAMS)

Apr 2023 / Apr 2024

	INSHELL			SHELLED		
	2023	2024	% VAR	2023	2024	% VAR
MIDDLE EAST/AFRICA						
Morocco	1.265.575	247.750	-80%	0	0	0%
Turkey	1.626.918	227.250	-86%	302.106	38.320	-87%
U.A.E	149.000	60.000	-60%	0	0	0%
Other	17.790	0	-100%	0	0	0%
SUBTOTAL MIDDLE EAST/AFRICA	3.059.283	535.000	-82,5%	302.106	38.320	-87,3%
EUROPE						
France	6.025	0	0%	3.310	11.000	232%
Germany	0	0	0%	14.580	40.013	174%
Holland	0	0	0%	75.830	0	-100%
Italy	522.060	317.740	-39%	16.800	29.620	76%
Spain	191.475	40.000	-79%	45.080	0	-100%
Other	40.000	0	-	20.000	0	-
SUBTOTAL EUROPE	759.560	357.740	-52,9%	175.600	80.633	-54,1%
AMERICA						
Brazil	0	0	0%	116.500	24.999	-79%
Ecuador	0	0	0%	115.500	22.548	-80%
Peru	0	44.000	-	0	0	0%
Uruguay	0	0	0%	24.600	24.450	-1%
Other	0	0	0%	2.500	11.575	363%
SUBTOTAL AMERICA	0	44.000	-	259.100	83.572	-67,7%
ASIA / OCEANIA						
China	21.002	0	-100%	0	0	0%
India	1.409.465	0	-100%	0	0	0%
Korea	0	0	0%	24.504	0	-100%
Other	0	0	0%	1.000	1.800	80%
SUBTOTAL ASIA / OCEANIA	1.430.467	0	-100,0%	25.504	1.800	-92,9%
TOTAL	5.249.310	936.740	-82,2%	762.310	204.325	-73,2%

