



MONTHLY SHIPMENT REPORT

NOV 14, 2022

OCTOBER SHIPMENTS

(21/MAR/2022 – 31/OCT/2022)

Inshell (Metric tons)						
Export	October		% change	Export 21/mar to 31/oct		% change
	2021	2022	2022 vs 2021	2021	2022	2022 vs 2021
	4.198	8.127	94%	79.068	82.613	4%

Shelled (Metric tons)						
Export	October		% change	Export 21/mar to 31/oct		% change
	2021	2022	2022 vs 2021	2021	2022	2022 vs 2021
	4.411	5.161	17%	25.253	27.013	7%

Inshell equivalent (Metric tons)						
Export	October		% change	Export 21/mar to 31/oct		% change
	2021	2022	2022 vs 2021	2021	2022	2022 vs 2021
	13.684	19.227	40%	133.376	140.706	5%

Disclosure:

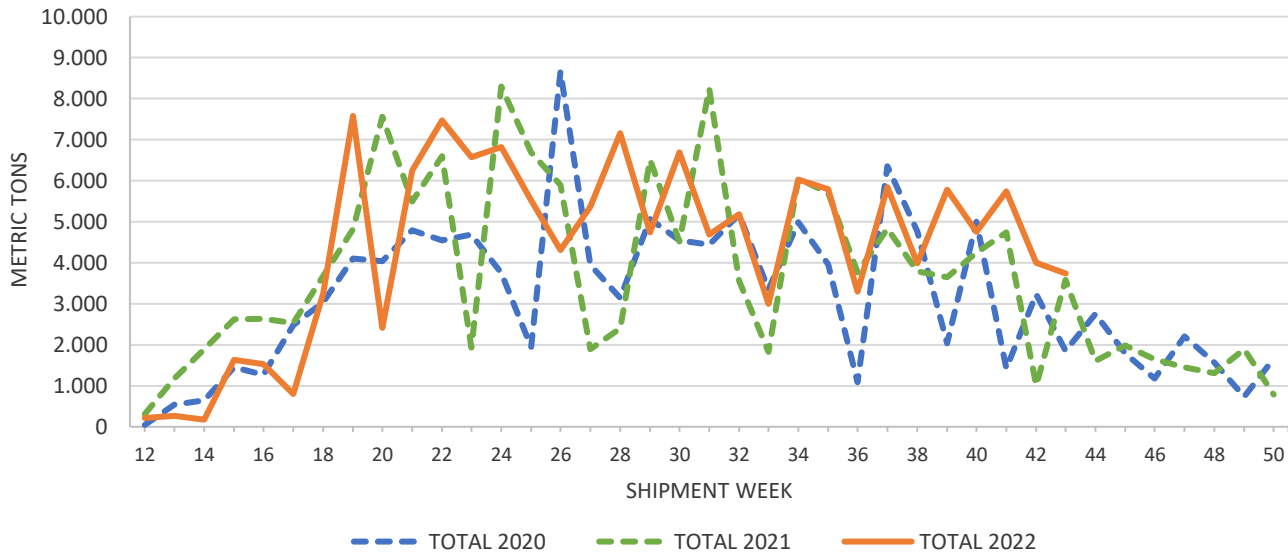
I/ Information source: Official records of Agriculture and Livestock Service of Chile (SAG), gathered by ASOEX (The Chilean Fruit Exporters Association).

II/ Shellout rate: 46,5 %, Information provided by Chilenut associated companies.

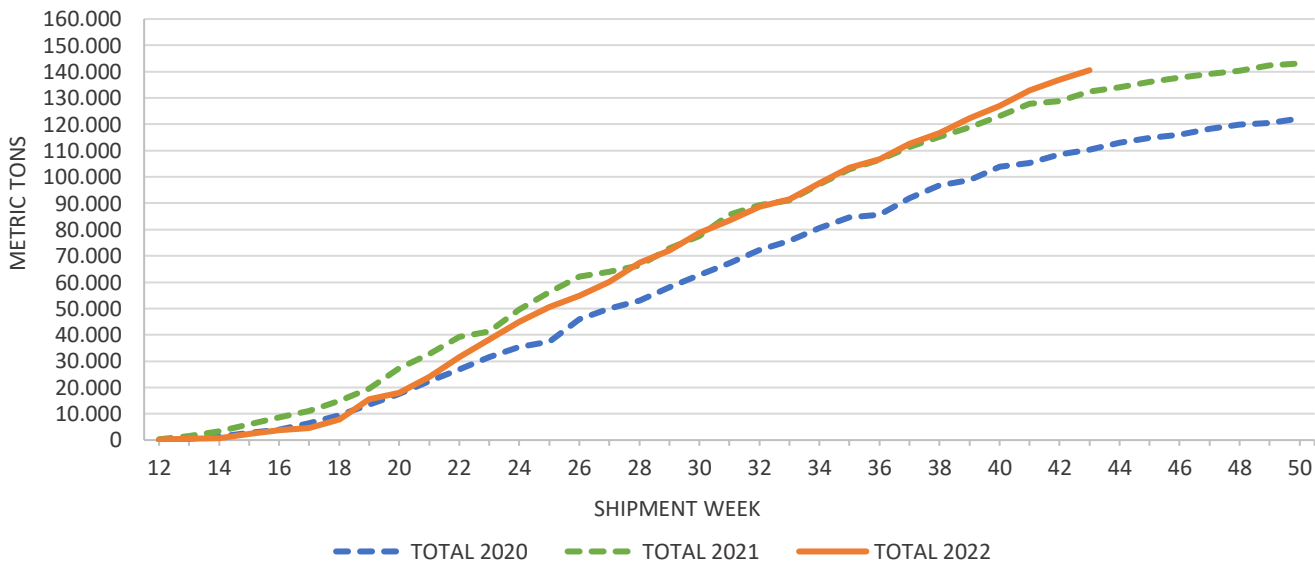
III/ Season 2022: March 21st is considered as the first day of the 2022 season.

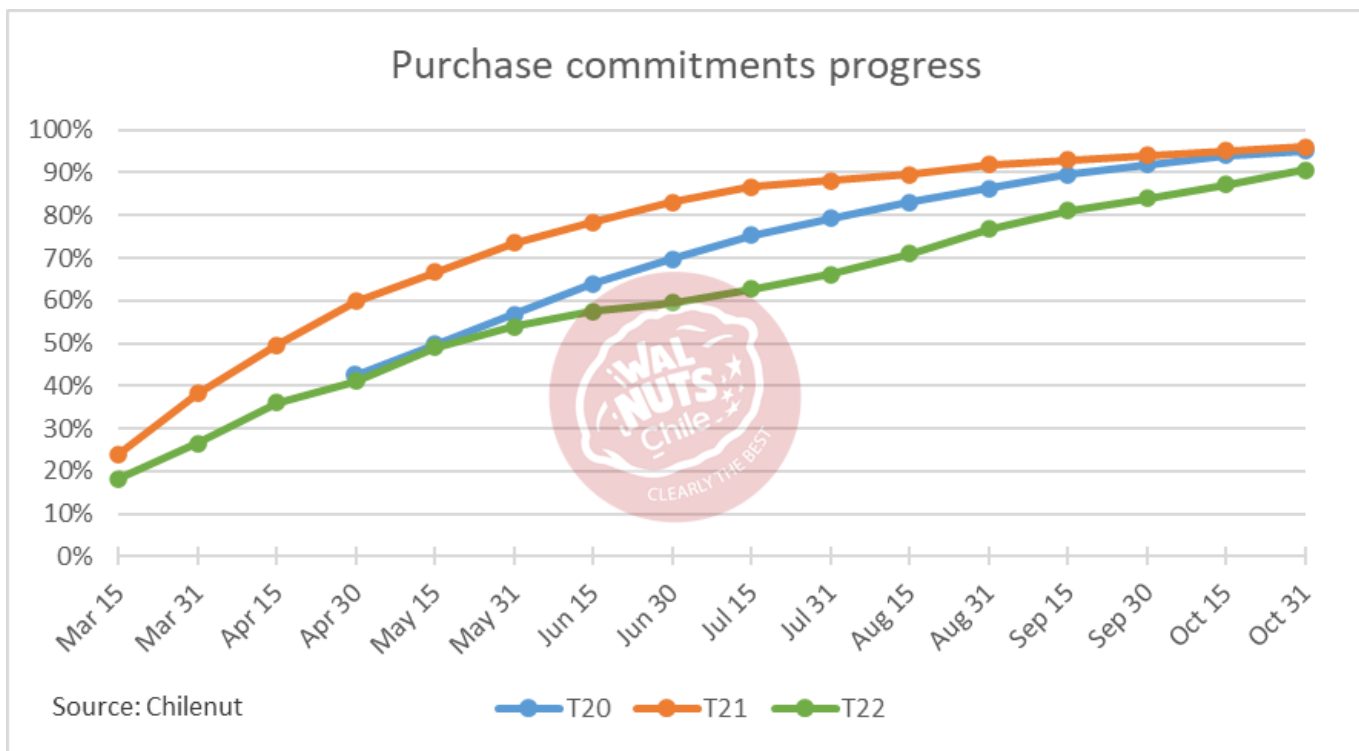
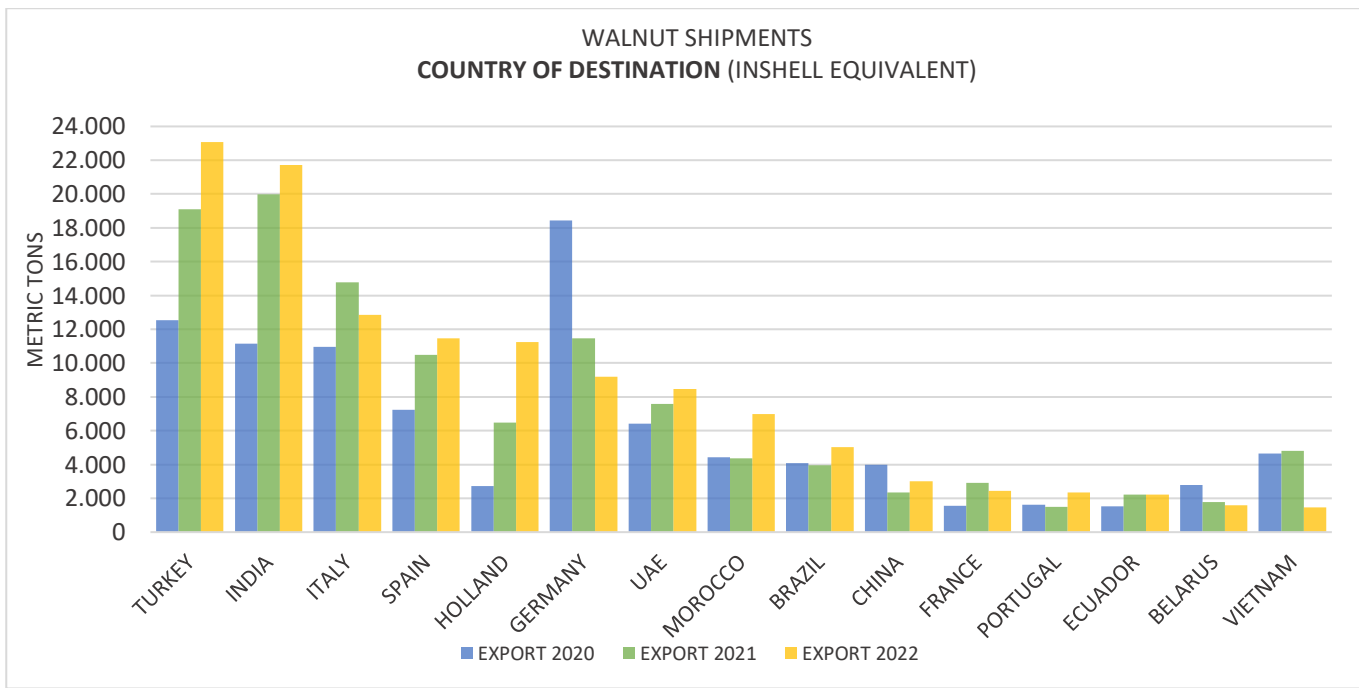


**WALNUT SHIPMENTS
WEEKLY - TOTAL EQ. INSHELL (METRIC TONS)**



**WALNUT SHIPMENTS
ACCUMULATED - TOTAL EQ. INSHELL (METRIC TONS)**





Note: Purchase Commitments for October 2022 were 90,7%. This report is based on information submitted by [Chilenut members](#).



CHILENUT

WALNUT SHIPMENTS BY COUNTRY OF DESTINATION (KILOGRAMS)
21/Mar/2022 to 31/Oct/2022

	INSHELL			SHELLED		
	2021	2022	% VAR	2021	2022	% VAR
MIDDLE EAST/AFRICA						
Israel	0	0	0%	111.454	130.124	17%
Lebanon	276.700	416.375	50%	0	20.000	-
Morocco	4.407.752	6.996.655	59%	20.000	0	-100%
Turkey	18.803.745	21.923.360	17%	206.720	537.319	160%
U.A.E	6.251.175	7.354.605	18%	621.735	519.624	-16%
Other	1.378.125	1.506.298	9%	304.782	210.780	-31%
SUBTOTAL MIDDLE EAST/AFRICA	31.117.497	38.197.293	22,8%	1.264.691	1.417.847	12,1%
EUROPE						
Austria	0	11	-	302.232	69.850	-77%
Belgium	1.233.885	423.075	-66%	203.213	214.640	6%
France	57.800	19.000	-67%	1.360.486	1.120.280	-18%
Germany	1.332.121	911.705	-32%	4.746.625	3.858.136	-19%
Holland	1.160.750	1.234.966	6%	2.495.876	4.647.767	86%
Italy	7.967.621	6.391.265	-20%	3.171.220	3.000.359	-5%
Lithuania	60.600	120.000	98%	0	42.520	-
Poland	59.020	132.500	125%	147.300	90.300	-39%
Portugal	322.005	233.720	-27%	552.046	985.699	79%
Romania	270.000	20.000	-93%	0	0	0%
Russia	396.225	499.145	26%	520.212	103.793	-80%
Spain	3.518.065	3.559.085	1%	3.241.195	3.679.942	14%
Switzerland	0	0	0%	538.100	465.790	-13%
U.K.	161.850	131.700	-19%	832.184	468.500	-44%
Other	2.596.830	3.114.413	20%	1.157.862	1.731.796	50%
SUBTOTAL EUROPE	19.136.772	16.790.585	-12,3%	19.268.551	20.479.372	6,3%
AMERICA						
Brazil	298.300	443.020	49%	1.781.968	2.137.878	20%
Ecuador	65.516	40.830	-38%	1.024.834	1.010.205	-1%
Peru	1.134.175	758.375	-33%	70.660	45.000	-36%
Uruguay	10.200	9.000	-12%	303.380	398.753	31%
Other	137.950	173.593	26%	409.168	602.356	47%
SUBTOTAL AMERICA	1.646.141	1.424.818	-13,4%	3.590.010	4.194.192	16,8%
ASIA / OCEANIA						
Australia	8.790	10.000	14%	135.635	173.940	28%
China	2.303.709	3.014.984	31%	22.030	0	-100%
India	19.693.645	21.488.615	9%	137.520	176.480	28%
Japan	0	0	0%	325.654	152.282	-53%
South Korea	0	0	0%	415.782	247.370	-41%
Vietnam	4.815.536	1.472.927	-69%	0	0	0%
Other	346.225	214.000	-38%	92.970	171.632	85%
SUBTOTAL ASIA / OCEANIA	27.167.905	26.200.526	-3,6%	1.129.591	921.704	-18,4%
TOTAL	79.068.315	82.613.222	4,5%	25.252.843	27.013.115	7,0%



CHILENUT

WALNUT SHIPMENTS BY COUNTRY OF DESTINATION (KILOGRAMS)

Oct 2021 / Oct 2022

	INSHELL			SHELLED		
	2021	2022	% VAR	2021	2022	% VAR
MIDDLE EAST/AFRICA						
Israel	0	0	0%	24.794	42.000	69%
Lebanon	0	42.000	-	0	0	0%
Morocco	132.550	465.360	251%	0	0	0%
Turkey	637.525	2.871.750	350%	0	62.163	-
U.A.E	155.750	653.975	320%	19.840	241.084	1115%
Other	96.990	50.700	-48%	35.000	84.660	142%
SUBTOTAL MIDDLE EAST/AFRICA	1.022.815	4.083.785	299,3%	79.634	429.907	439,9%
EUROPE						
Austria	0	0	0%	42.540	0	-100%
Belgium	0	0	0%	32.190	74.540	132%
France	18.200	0	-100%	187.800	397.600	112%
Germany	133.000	219.375	65%	1.233.121	581.180	-53%
Holland	180.000	310.900	73%	687.932	1.532.080	123%
Italy	246.165	706.290	187%	537.010	451.214	-16%
Lithuania	40.980	0	-100%	0	20.000	-
Poland	19.020	0	-100%	25.670	0	-100%
Portugal	0	0	0%	160.004	74.488	-53%
Russia	27.000	120.000	344%	115.148	20.000	-83%
Spain	90.800	219.775	142%	313.328	380.822	22%
Switzerland	0	0	0%	79.420	40.900	-49%
U.K.	0	0	0%	128.820	33.320	-74%
Other	443.575	202.000	-54%	99.400	198.642	100%
SUBTOTAL EUROPE	1.198.740	1.778.340	48,4%	3.642.383	3.804.786	4,5%
AMERICA						
Brazil	104.150	231.070	122%	293.742	433.508	48%
Ecuador	16.251	8.686	-47%	154.650	231.394	50%
Peru	196.400	220.000	12%	18.090	3.000	-83%
Uruguay	4.000	1.500	-63%	80.713	68.532	-15%
Other	79.595	44.989	-43%	91.994	103.250	12%
SUBTOTAL AMERICA	400.396	506.245	0,0%	639.189	839.684	31,4%
ASIA / OCEANIA						
Australia	0	0	0%	0	17.600	-
China	140.000	100.000	-29%	22.000	0	-100%
India	1.356.013	1.658.428	22%	0	36.000	-
Japan	0	0	0%	20.000	13.412	-33%
Vietnam	80.000	0	-100%	0	0	0%
Other	0	0	0%	8.000	20.000	150%
SUBTOTAL ASIA / OCEANIA	1.576.013	1.758.428	0,0%	50.000	87.012	74,0%
TOTAL	4.197.964	8.126.798	93,6%	4.411.206	5.161.389	17,0%