

SHIPMENT REPORT



CHILENUT

MONTHLY SHIPMENT REPORT

MAY 15, 2023

APRIL SHIPMENTS

(21/MAR/2023 – 30/APR/2023)

Inshell (Metric tons)

	April		% change	Export 21/mar to 30/apr		% change
	2022	2023	2023 vs 2022	2022	2023	2023 vs 2022
Export	3.322	5.392	62%	3.322	5.643	70%

Shelled (Metric tons)

	April		% change	Export 21/mar to 30/apr		% change
	2022	2023	2023 vs 2022	2022	2023	2023 vs 2022
Export	360	782	118%	524	949	81%

Inshell equivalent (Metric tons)

	April		% change	Export 21/mar to 30/apr		% change
	2022	2023	2023 vs 2022	2022	2023	2023 vs 2022
Export	4.095	7.075	73%	4.449	7.684	73%

Disclosure:

I/ Information source: Official records of Agriculture and Livestock Service of Chile (SAG), gathered by ASOEX (The Chilean Fruit Exporters Association).

II/ Shellout rate: The shellout rate from the previous season is still being used (46,5%). It will be updated during May, at the end of the walnut receptions.

III/ Season 2023: March 21st is considered as the first day of the 2023 season.

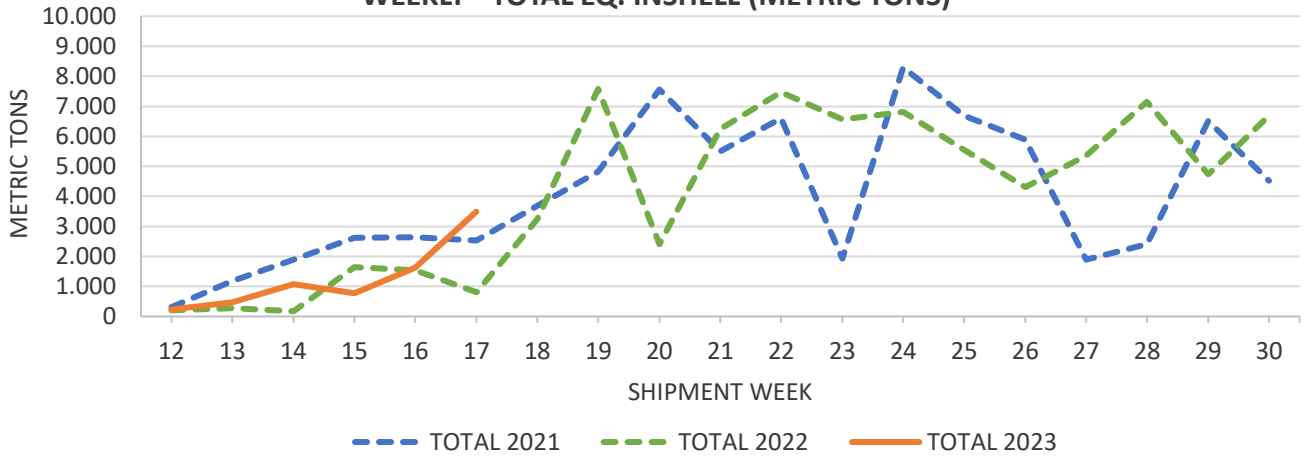


SHIPMENT REPORT

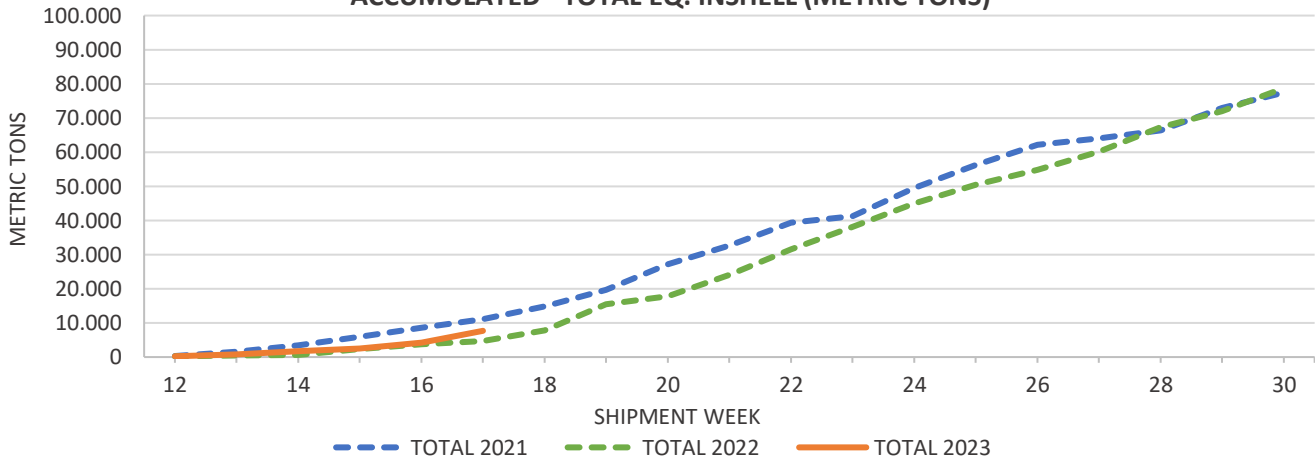


CHILENUT

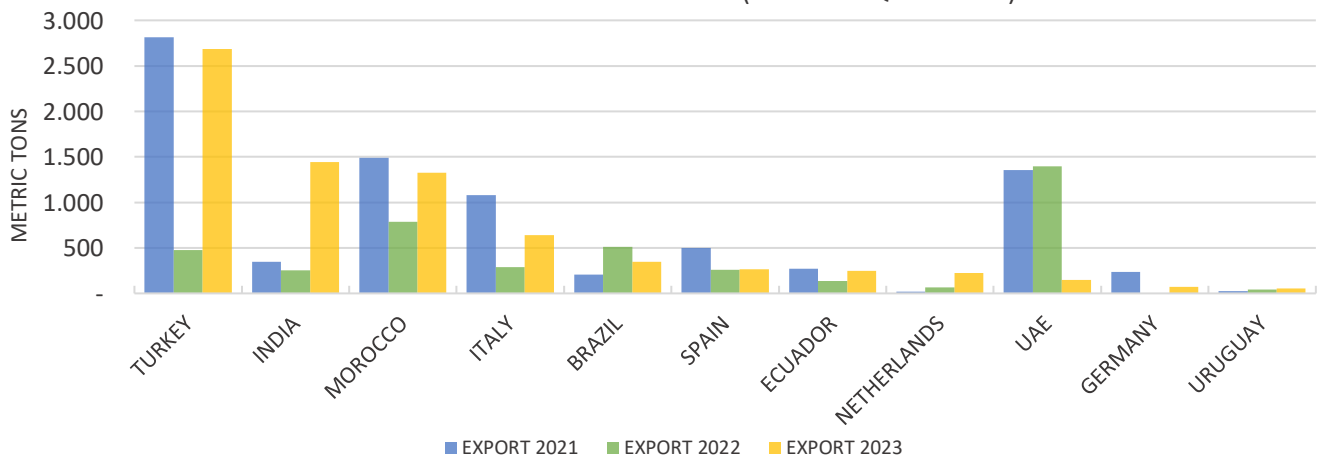
WALNUT SHIPMENTS
WEEKLY - TOTAL EQ. INSHELL (METRIC TONS)



WALNUT SHIPMENTS
ACCUMULATED - TOTAL EQ. INSHELL (METRIC TONS)



WALNUT SHIPMENTS
COUNTRY OF DESTINATION (INSHELL EQUIVALENT)



76158	661	2352
7626	313	2318
216		2125
532	328	2078

SHIPMENT REPORT



CHILENUT

WALNUT SHIPMENTS BY COUNTRY OF DESTINATION (KILOGRAMS)

21/Mar/2023 to 30/Apr/2023

	INSHELL			SHELLED		
	2022	2023	% VAR	2022	2023	% VAR
MIDDLE EAST/AFRICA						
Morocco	785.000	1.327.325	69%	0	0	0%
Turkey	315.050	1.864.553	492%	75.573	382.886	407%
U.A.E	1.397.275	149.000	-89%	0	0	0%
Other	19.660	17.790	-10%	0	9.990	-
SUBTOTAL MIDDLE EAST/AFRICA	2.516.985	3.358.668	33,4%	75.573	392.876	419,9%
EUROPE						
France	0	6.025	-	32.800	3.310	-90%
Germany	0	0	0%	0	34.580	-
Holland	16	0	-100%	30.000	105.630	252%
Italy	289.020	603.870	109%	0	16.800	-
Portugal	33.600	0	-100%	10.008	0	-100%
Russia	0	0	0%	18.790	0	-100%
Spain	208.000	169.375	-19%	24.794	45.080	82%
Other	0	40.000	-	10.000	20.000	100%
SUBTOTAL EUROPE	530.636	819.270	54,4%	126.392	225.400	78,3%
AMERICA						
Brazil	1.000	0	-100%	236.300	162.390	-31%
Ecuador	0	0	0%	64.451	115.500	79%
Uruguay	0	0	0%	18.712	24.600	31%
Other	0	0	0%	2.550	2.500	-2%
SUBTOTAL AMERICA	1.000	0	-100%	322.013	304.990	-5,3%
ASIA / OCEANIA						
China	0	21.002	-	0	0	0%
India	254.063	1.444.500	469%	0	0	0%
South Korea	0	0	0%	0	24.504	-
Vietnam	19.425	0	-100%	0	0	0%
Other	0	0	0%	0	1.000	0%
SUBTOTAL ASIA / OCEANIA	273.488	1.465.502	435,9%	0	25.504	-
TOTAL	3.322.109	5.643.440	69,9%	523.978	948.770	81,1%



SHIPMENT REPORT



CHILENUT

WALNUT SHIPMENTS BY COUNTRY OF DESTINATION (KILOGRAMS)

Apr 2022 / Apr 2023

	INSHELL			SHELLED		
	2022	2023	% VAR	2022	2023	% VAR
MIDDLE EAST/AFRICA						
Morocco	785.000	1.247.325	59%	0	0	0%
Turkey	315.050	1.728.418	449%	59.873	302.106	405%
U.A.E	1.397.275	149.000	-89%	0	0	0%
Other	19.660	17.790	-10%	0	0	0%
SUBTOTAL MIDDLE EAST/AFRICA	2.516.985	3.142.533	24,9%	59.873	302.106	404,6%
EUROPE						
France	0	6.025	-	16.800	3.310	-80%
Germany	0	0	0%	0	14.580	-
Holland	16	0	-100%	20.000	95.830	379%
Italy	289.020	603.870	109%	0	16.800	-
Portugal	33.600	0	-100%	10.008	0	-100%
Russia	0	0	0%	18.790	0	-100%
Spain	208.000	169.375	-19%	24.794	45.080	82%
Other	0	40.000	-	10.000	20.000	100%
SUBTOTAL EUROPE	530.636	819.270	54,4%	100.392	195.600	94,8%
AMERICA						
Brazil	1.000	0	-	140.600	116.500	-17%
Ecuador	0	0	0%	44.451	115.500	160%
Uruguay	0	0	0%	11.712	24.600	110%
Other	0	0	0%	2.550	2.500	-2%
SUBTOTAL AMERICA	1.000	0	-100,0%	199.313	259.100	30,0%
ASIA / OCEANIA						
China	0	21.002	-	0	0	0%
India	254.063	1.409.465	455%	0	0	0%
Korea	0	0	0%	0	24.504	-
Vietnam	19.425	0	-100%	0	0	0%
Other	0	0	0%	0	1.000	-
SUBTOTAL ASIA / OCEANIA	273.488	1.430.467	423,0%	0	25.504	-
TOTAL	3.322.109	5.392.270	62,3%	359.578	782.310	117,6%

